



COMMANDER CRANES

Model Shown
5PT10-M1
Base 5BP10



COMMANDER

Series by



Thern
Winches & Cranes



Made in the USA



Winona, MN USA | 1.800.843.7648 | www.thern.com

COMMANDER 1000

NEW FEATURES

D-SHAPED SHEAVE CLEVIS PIN

The sheave clevis pin is now D-Shaped to prevent the clevis pin from rotating when under load.

QUICK-MOUNT WINCH BRACKET

A variety of Thern winches can be attached to the bracket. After a winch is attached to the bracket, the bracket is easily mounted (without tools) to the crane via quick-connect pins.

AUXILIARY ATTACHMENT HOLE

Allows for various load attachments or two part line configurations.

MAST CAP

A cap (not visible) on top of the mast now helps keep weather and debris out of mast.

ROTATION HANDLE

The new rotation handle position does not interfere with the operation of the boom angle adjustment ratchet jack.

BASE EXTENSION

The optional base extension is ideal for use with the flush mount or wall mount base options to maintain crane height for obstacle clearance or when additional 15" height is required.



ROLLER/BALL BEARING

Optional on the Commander Series Davits, the specially designed roller/ball bearing at top of base requires no tools for installation. The roller/ball bearing allows smooth and easy 360° crane rotation under load.

STAINLESS STEEL LOCK

Stainless steel lock assembly keeps crane in position during winch operation and when not in use. Included with roller/ball bearing.

SERIES 5PT10
CAPACITY 1200 LB
544 KG



Pedestal Base
56 lb / 25.4 kg

Base Extension
33 lb / 14.9 kg (5BE10-15)
53 lb / 24.0 kg (5BE20-15)


Model Shown
5PT10-M2
Base 5BP10

Bearing
9 lb / 4.1 kg

MANDER SERIES

COMMANDER 2000

MODEL 5PT20
CAPACITY 2000 LB
907 KG



TRADITIONAL FEATURES

MANUAL OR POWER OPERATION

Thern davit cranes can be configured with a manual winch for short, infrequent lifts or a power winch for longer lifts or heavier loads. Choose from Thern's spur or worm gear hand winches or power winches with 115/1/60V as well as pneumatic, hydraulic or DC Volt power operation.

EASY ADJUSTABLE BOOM

Boom extends to three positions with quick-release pin and adjusts angle with ratchet.

CORROSION RESISTANT FINISH

Electrostatic powder coated crane and stainless steel fasteners combine to resist corrosion in harsh environments. Other options available include: galvanized, stainless steel and epoxy finishes.

EASY ASSEMBLY/DISASSEMBLY

Quick-release clevis style stainless steel pins allow for easy assembly and quick disassembly for transport or storage. No tools required.

QUICK DISCONNECT ANCHOR

For quickly attaching or removing wire rope equipped with a swaged ball fitting - Allows the operator to leave the wire rope attached to the load at all times and simply remove the rope from the winch and attached to the optional wire rope keeper or cable reel.

VARIETY OF BASES

Pedestal, flush and wall mount bases allow for a variety of mounting solutions and are easily installed to a variety of solid surfaces with anchor bolts or other fastening methods. Bases sold separately. Base cap included with lanyard keeps water and debris out of base when crane is removed.

2-YEAR WARRANTY

Industry-leading two-year limited warranty on all our products.



a reputation of
Excellence

With over 65 years of varied experience and continuous research, development and testing, Thern winches and cranes have established a worldwide reputation for toughness, versatility and reliability. Today, Thern continues its tradition of excellence by providing standard and customized load handling equipment to leading companies all around the world. The company offers lifting and pulling solutions to a variety of industries.



Bulk Handling



Construction



Defense/Government



Manufacturing



Mining



Oil & Gas



Theatre



Utilities
Power Generation



Water/Wastewater



Thern, Incorporated
Corporate Headquarters
& Manufacturing
5712 Industrial Park Road
Winona, MN USA
1-800-843-7648
Phone: 1-507-454-2996
www.thern.com

Thern Europe
Bedrijvenpark Twente 454e
7602 KM Almelo
Netherlands
Phone: +31-546-898-380
europe@thern.com

