



NEW
PRODUCTS
INSIDE!



THE WOODTURNING SYSTEM™

Turning Tools | Parting Tools | Hollowing Tools | Chucks | Accessories

2014 CATALOG



MADE IN AMERICA PATENT PENDING



I just wanted to make a bowl.

Years ago I fell in love with Woodturning, but not the tools. Everything I had to learn about tool use and sharpening was too complicated. I knew there had to be a better way. So, I decided to design a whole new system from scratch and take all the guesswork out of woodturning.

My tools allow you to do all your turning with the tool simply “Flat and Level”. My **replaceable carbide cutters** let you spend all your time at the lathe because you never have to sharpen them.

I call this system, **Easy Woodturning**.

In this catalog, you’re going to learn about our full line of woodturning products, and how each one is used. The info will help you pick the right tool size for the project size you want to create.

Because I’m fanatical about quality and product performance, we painstakingly make every product ourselves. I know you’re going to love Easy Woodturning and I back that up with an unconditional guarantee.

Craig Jackson
Founder



Contents



Easy Turning System 6



Easy Hollowing System 10



Easy Parting Tool 12




Easy Start Tools 13



Genuine EWT Carbide Cutters 14



Easy Chuck & Accessories 18-23



Chip Deflectors 16



Easy Level 17



Aluminum Faceplates 24



Cool Smocks & T-Shirts 25




FREE!

Getting Started! 26




This is what makes our tools different


Genuine EWT Carbide Cutters™

-  For unmatched sharpness and edge life, simply rotate then replace your Genuine EWT Carbide Cutter as needed, so there's no sharpening ever!



Cutter Name On The Tool Bar

-  Every tool bar is CNC engraved with the name of its replacement cutter. ("Ci" stands for Carbide Insert)



Copper Ferrules

-  Unlike most manufacturers, we use copper for strength and exceptional beauty.



Super Reach Necks™

-  Our innovative neck shape offers the best access in the most challenging hollow form shapes, and lets you cut in any direction too!
-  Our streamlined neck allows shavings to come right out of the hole.

Stainless Steel Tool Bars

-  Solid Stainless Steel will never rust.
-  Our tool bars are flat on the bottom to make it easy to keep them flat on your tool rest.

Widebody Tool Bars™

-  Our tool bars are extra wide and flat on the bottom, which make them easy to keep flat on your tool rest.
-  They also provide unmatched stability for perfect cutter presentation for both novices and pros.



Laser Engraved Handles

- ✔ We laser engrave all of our handles for durability and beauty.



Easy Grip Handles™

- ✔ Our trademarked handle shapes are not only cool looking, but offer several grip locations so your hands stay comfy.
- ✔ We color code our Easy Turning Tools to make it easy to grab the cutter shape you want.

High Gloss Handles

- ✔ You will rarely find a finish this beautiful. We put each handle through an 8 step spray process and hand rub the lacquer finish to a shine that will last for generations to come.

Hard Maple Handles

- ✔ Our handles are made of Hard Maple, for density and strength that lessens vibrations and stands the test of time.



Easy Turning System™



Cutter Shapes

Easy Woodturning only requires our three easy to use carbide cutter shapes and we've built a specific tool for each one. Each super sharp and long lasting cutter will make clean cuts on any material. You only need to hold the tools flat and level to get the same great results on spindles and bowls.


Easy Finisher®

 Inside Curves

Easy Rougher®

 Heavy Cuts
 Outside Curves

Easy Detailer®

 Small Details

Easy Rougher®

The square shaped cutters on the Easy Roughers are designed to remove material in bulk. With an available R2 cutter installed, they also work for final cuts on the outside curves of bowls and spindle work too. See page 14 for cutter choices.

Easy Finisher®

The round cutters on the Easy Finishers are primarily designed for light finishing cuts, especially on the inside curves of bowls and spindle coves. This cutter shape also works well for shaping and hollowing bowls.

Easy Detailer®

The diamond shaped cutters on the Easy Detailers are designed for putting the final touch on your project such as small beads and coves. This cutter can also be used for roughing, finishing and cutting chuck tenons.

Easy Turning SystemTM

Tool Sizes

Why different Tool Sizes?

If our three carbide cutter shapes are all you need to make any cut, then why the different tool sizes? Well, the deeper you want to cut up inside a project, the further your tool goes over the tool rest. To keep the tool stable, you need longer handles and larger tool bars to support it. The larger the tool, the further it can reach over the tool rest. It's just that easy.



Easy Turning Tools™

Easy Roughers, Easy Finishers, and Easy Detailers are available in several sizes to match your project size.

For pens, goblets, wine stoppers and small bowls.



Specs	Size	Cutter	Tool Name	Item #
Handle: 12" Maple Tool Bar: 3/8" x 4" Overall Length: 16" Max Reach: 2"	MINI	 Ci2-SQ*	Mini Easy Rougher®	5200
		 Ci3	Mini Easy Finisher®	6200
		 Ci4	Mini Easy Detailer®	7200






Same cutters as Mini tools, but the longer tool bars and handles allow you to expand your project size.

Specs	Size	Cutter	Tool Name	Item #
Handle: 14" Maple Tool Bar: 3/8" x 7" Overall Length: 21" Max Reach: 3"	MID	 Ci2-SQ*	Mid-Size Easy Rougher®	2200
		 Ci3	Mid-Size Easy Finisher®	6300
		 Ci4	Mid-Size Easy Detailer®	7300

*Stock cutters. See carbide cutter chart on page 14 for replacement options.

Everything gets bigger on these tools, as we step up the cutter, tool bar and handles. Great for large spindle and bowl work.



Specs	Size	Cutter	Tool Name	Item #
Handle: 16" Maple Tool Bar: 1/2" x 8.5" Overall Length: 24.5" Max Reach: 4"	FULL	 Ci1-R4*	Full-Size Easy Rougher®	1200
		 Ci0	Full-Size Easy Finisher®	4200
		 Ci4	Full-Size Easy Detailer®	7500

Same cutters and tool bars as Full-Size, but with a premium 20" Bubinga handle for all day at the lathe.



Specs	Size	Cutter	Tool Name	Item #
Handle: 20" Tool Bar: 1/2" x 8.5" Overall Length: 28.5" Max Reach: 4"	PRO	 Ci1-R4*	Pro Easy Rougher®	3200
		 Ci0	Pro Easy Finisher®	3400
		 Ci4	Pro Easy Detailer®	3700

*Stock cutters. See carbide cutter chart on page 14 for replacement options.



Easy Hollowing System™

The Hollowed Form has traditionally been reserved for only the most experienced turners. Now, the Easy Hollowers™ make hollowing and undercutting bowl rims easy and fun for everyone! Just like our Easy Turning Tools, you only need to hold them flat on the tool rest.



Easy Hollower #1*

Grab this super versatile tool to begin all your hollow forms and undercut where you can. Try it on bowls, coves and pens too! Works in holes down to 3/4" and reaches 4 1/2" over the tool rest.



Straight



Easy Hollower #2*

Choose this tool for clearing out the intermediate area in all your hollow forms.



Right Curved Neck



Easy Hollower #3*

With a much greater curve, the #3 tool makes hollowing through the curve up to the lip of the opening an easy task.



Full Curved Neck

Easy Hollowing Tools™


Choose the Mid-Size Tools for hollow form projects up to 4" diameter.



Specs	Size	Cutter	Tool Name	Item #
Handle: 14" Maple Tool Bar: 1/2" Sq x 8.5"	MID	 C15	Mid-Size Easy Hollower #1®	6601
Handle: 14" Maple Tool Bar: 3/8" x 3/4" x 7.5"		 C15	Mid-Size Easy Hollower #2®	6602
		 C15	Mid-Size Easy Hollower #3®	6603

Choose the Full-Size and Pro Tools for hollow form projects up to 6" diameter.



Handle: 16" Maple Tool Bar: 1/2" x 1" x 9.5"	FULL	 C13	Full-Size Easy Hollower #3®	6305
---	-------------	---	-----------------------------	------







Handle: 20" Bubinga Tool Bar: 1/2" x 1" x 9.5"	PRO	 C13	Pro Easy Hollower #3®	3505
---	------------	---	-----------------------	------




1/8" Easy Parting Tool™

The easiest, safest, most versatile parting tool you will ever use. With perfect geometries built right into the replaceable cutter, you never need to worry with all the fuss of sharpening.

Exclusive Features

-  First ever replaceable carbide insert parting tool for woodturners.
-  Used flat and level like all Easy Wood Tools (you can also rub the bevel if you wish).
-  Genuine EWT Carbide Cutters cut wood much cleaner and stays sharp longer than HSS tools.
-  No uncomfortable sharp edges on the tool bar.



Specs	Size	Cutter	Tool Name	Item #
Handle: 14" Maple Cut Width: 1/8" Blade: 3/32" x 3" Tool Bar Length: 6" Max. Part-off Diameter: 4"	MID	 Pi1	1/8" Easy Parting Tool™	PT125
<p>Each 1/8" Easy Parting Tool includes:</p> <p>1) Extra Pi1 Carbide Cutter 1) Flex Key for installation/removal of the cutter.</p>				

Features

- 3/8" Carbide Woodturning tools for all skill levels
- The perfect tools for beginners, schools and small projects
- Overall length: 12.5"
- Genuine EWT Carbide Cutters

Easy Start Tools™

For pens, goblets, wine stoppers and small bowls.

These cool new tools offer you both our great American-made quality and our super-sharp Genuine EWT Carbide Cutters at a low start-up cost. *Only available through retailers.*




EASY START™ Rougher Finisher Detailer



Genuine EWT Carbide Cutters

Hard Maple Handles

Black Oxide Steel Tool Bars

Specs	Size	Cutter	Tool Name	Item #
Handle: 9" Maple Tool Bar: 3/8" x 3.5" Overall Length: 12.5" Max Reach: 2"	EASY START	 Ci2-SQ*	Easy Start Rougher® <i>(for heavy cuts, outside curves)</i>	9520
		 Ci3	Easy Start Finisher® <i>(for general shaping and inside curves)</i>	9620
		 Ci4	Easy Start Detailer® <i>(for final touches such as small beads & coves and cutting chuck tenons)</i>	9720











*Stock cutter. See carbide cutter chart on page 14 for replacement options.



Genuine EWT Carbide Cutters™

Grade, Grind and Geometry. These are the 3Gs of the perfect Carbide Cutter. We've invested thousands of man hours finding the perfect combination of these variables and it shows in the quality of our cutters, the sharpness of their edge and the life you get from each one. We make our own cutters and you will never find a better performing carbide edge than Genuine EWT Carbide.



Application	Cutter Size	Shape	Cutter Name	Item #
Easy Finishers Full/Pro	Ci0		Ci0 / Round Carbide Cutter	4400
Easy Roughers Full/Pro	Ci1		Ci1-SQ / Square Carbide Cutter	1500
			Ci1-R4 / 4" Radius Carbide Cutter	1400
			Ci1-R2 / 2" Radius Carbide Cutter	1600
Easy Start Roughers Easy Roughers Mini/Mid	Ci2		Ci2-SQ / Square Carbide Cutter	2500
			Ci2-R2 / 2" Radius Carbide Cutter	2600
Easy Start Finishers Easy Finishers Mini/Mid Easy Hollowers Full/Pro	Ci3		Ci3 / Round Carbide Cutter	6400
Easy Detailers All Sizes	Ci4		Ci4 / Diamond Shaped Carbide Cutter	7400
Easy Hollowers Mid	Ci5		Ci5 / Round Carbide Cutter	6604
1/8" Easy Parting Tool	Pi1		Pi1 / 1/8" Wide Carbide Cutter	Pi126

Easy Rougher Cutters

The Easy Roughers can be equipped with several cutter choices. Each one adds unique abilities to your Easy Rougher.

SQUARE



Square cutters are the best choice for when you need a **square shoulder** cut such as for cutting tenons.

Standard cutter on Mini and Mid-Size Tools.

4" Radius



R4 cutter has a slight curve to its edges and is the best choice for **heavy cuts**.

Standard cutter on Full-Size and Pro Tools.

2" Radius



R2 cutters have the most curve and are the best choice for **final passes** on outside curves and making pens start-to-finish.

Rotating or Replacing Your Cutters

1. Clean the hex socket

Before loosening your screw, use a paperclip and compressed air to clean out the hex socket. If there's any dust that keeps the hex wrench (provided with every tool) from making full engagement, you risk stripping the screw head.



2. Grease the Threads

Every time you replace a cutter, use the new screw provided and lightly grease the threads with any machine grease. Turning green (wet) wood can quickly lead to rusted screw threads and bind to the tool bar.



3. Do not over tighten the screw

Grip the short end of the hex wrench and lightly tighten the screw. Excessive torque isn't needed.



Chip Deflectors

When you're removing lots of material, lots of material comes back at you. You may have become accustomed to piles of shavings on your shoes, all over your clothes and even down your shirt, but you don't have to turn that way with Easy Wood Tools!

Our Lexan® Chip Deflectors simply mount right on your tool to keep the shavings off of you and on the floor where they belong.

Chip Deflectors fit all tools (including Easy Parting Tools) except Easy Hollowers #2 and #3.



Specs		Size	Deflector Name	Item #
Easy Start Mini and Mid-Size		3/8" Tools	3/8" Lexan® Chip Deflector	2700
Full-Size and Pro		1/2" Tools	1/2" Lexan® Chip Deflector	1700





Easy Level

The Easy Level is a small removable guide that helps you use your Easy Wood Tools level!

Easy Turning Tools

Always keep your Easy Turning Tools flat and level.



 Simply attach with two-sided tape or a rubber band.

Easy Hollowing Tools

Never use your Easy Hollowers with the handle below level. Always keep the bubble on the back of the line by slightly raising the handle.



Specs	Tool Name	Item #
For all Easy Wood Tools	Easy Tool Level	8202



EASY CHUCK™

Zoom Ring™

Finger-tip opening and closing

The Easy Chuck's **Zoom Ring™** gives you the ability to open and close the chuck very quickly for various gripping diameters with just your fingertips. Use the **Zoom Ring™** to bring the jaws into position to lightly grab your project then use the supplied chuck key for final tightening.



Easy Jaws™ System

Change out jaw sets in less than 30 seconds!

The **Easy Jaws™ System** allows you to change from one set of jaws to the next set in about 30 seconds. The patent pending **Snap-Lock Technology™** uses no jaw screws or wrenches to exchange jaws. You simply use the supplied Jaw Key to depress a keeper latch in the jaw and slide each jaw right out.

You then slide in the next jaw type until you hear the cool sounding "Snap". This gets you back to turning quickly with the jaws you need to hang onto your project safely.

"The easiest Chuck you'll ever use."

Craig Jackson

Easy Chuck Patents Pending



4" Easy Chuck™

Item #C1000	1" - 8
Item #C2000	1 1/4" - 8
Item #C3000	M33 - 3.5
Item #C3030	M30 - 3.5

Easy Jaws™

Using our patent pending Snap-Lock Technology, Easy Jaws snap securely in place yet release instantly with the provided tool.

1. Release Easy Jaw with included Jaw Key.
2. Slide out existing jaw.
3. Slide in your next Easy Jaw and listen for the "Snap."

Zoom Ring™

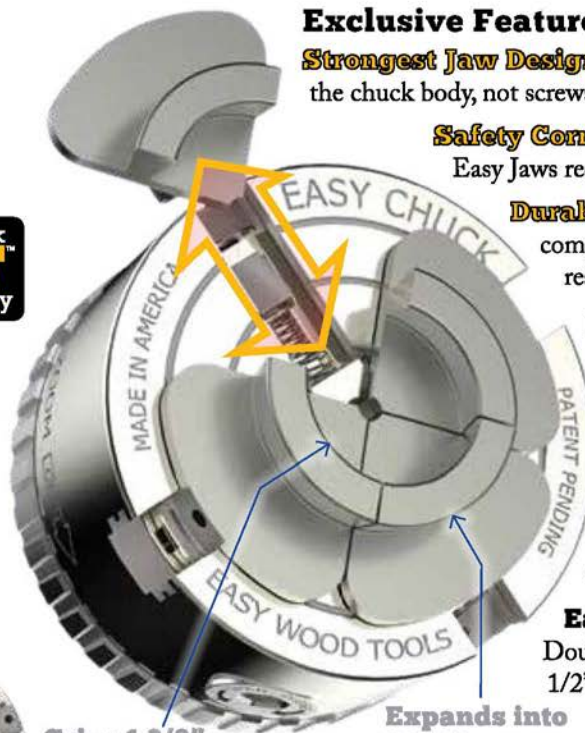
Quickly adjust your gripping diameter with just your fingertips.

Use Chuck Key for final tightening.

Snap-Lock
SLT
Technology



Grips 1 3/8" diameters



Exclusive Features:

Strongest Jaw Design — Easy Jaws are held in place by the chuck body, not screws that are susceptible to shearing.

Safety Corners — Rounded corners of the Easy Jaws reduce chance of injury of knuckles.

Durable Components — Easy Jaw components are hardened and corrosion resistant for extreme durability.

Easy Chuck Accessories

Comes with the only two tools and chucking screw you'll ever need:

Jaw Key (1/8" ball end hex driver) used for both jaw release and spindle set screws.

Chuck Key (5/16" hex t-handle) used for final jaw tightening.

Easy Chucking Screw

Double-ended with 3/8" and 1/2" diameters



Warranty
2-year defective parts and labor.

Expands into 2 1/8" recess
(Other size jaw sets sold separately)

Easy Jaws™

Snap-Lock
SLT
Technology

Big Easy Jaws™

New!

Easy Jaws are investment cast with the same precision as premium firearm parts.

Billet machined jaws for soft gripping on the rims of bowls, platters, and hollow forms.



Item #CJ125 (Stock)
1 3/8" Easy Dovetail Jaws



Item #CJ190
2 3/8" Easy Dovetail Jaws



Item #CJ210
1/2" Easy Reach Dovetail Jaws



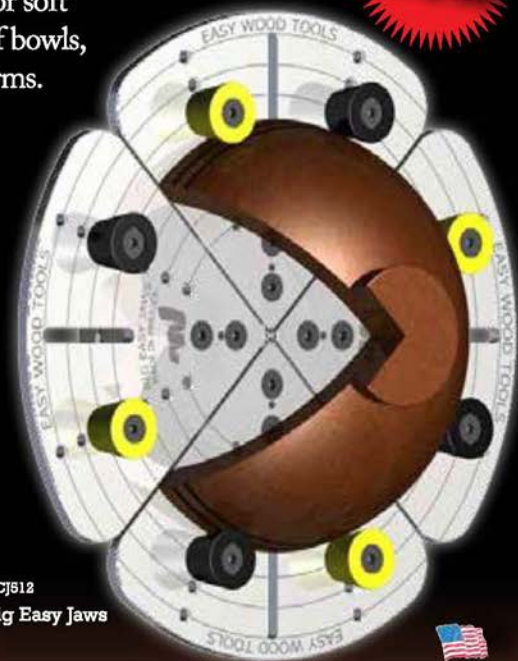
Item #CJ225
1 3/8" Easy Reach Dovetail Jaws



Item #CJ350
3 1/2" Easy Reach Dovetail Jaws



Item #CJ450
3 1/2" Easy Stepped Dovetail Jaws



Item #CJ612
12" Big Easy Jaws

As with the Easy Chuck, all Easy Jaw sets and accessories are 100% designed and manufactured in America by Easy Wood Tools. **Easy Jaws are all Smooth Dovetail, only compatible with Easy Chucks™*



MADE IN AMERICA
PATENT PENDING

How they work

Big Easy Jaws are for gripping on the rims or the inside of bowls, platters and hollow forms.

The urethane Easy Grippers will not mark or damage your project, even if you have already applied finish. And maybe best of all, with Snap-Lock Technology, Big Easy Jaws install on your Easy Chuck in about 30 seconds! Have more fun turning and less fussing with chucking.

Grip onto about any project you can make!

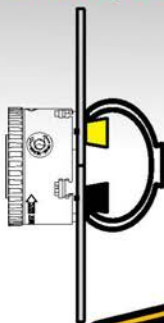
**Grip Outside
Small Projects**



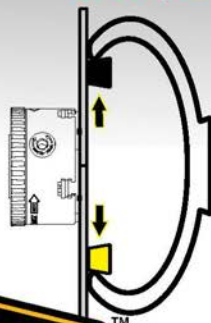
**Grip Outside
BIG Projects**



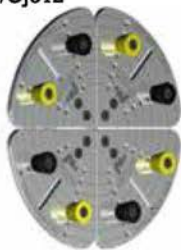
**Grip Inside
Small Projects**




**Grip Inside
BIG Projects**



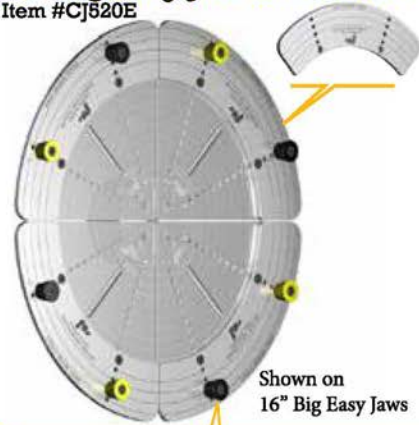
12" Big Easy Jaws
Item #CJ512



16" Big Easy Jaws
Item #CJ516



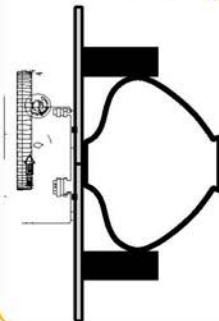
20" Big Easy Jaw Extensions
Item #CJ520E



Shown on
16" Big Easy Jaws

2" Easy Reach Grippers
(sold separately)

Item #CJ620



Add even more versatility
with available extended
length grippers!!



Easy Jaws™

When you're ready to grip a different part of your project, you will need to change to a different size or different shape jaw set in order to work safely and have the most fun.

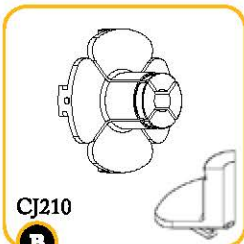
1 3/8" Easy Dovetail Jaws™



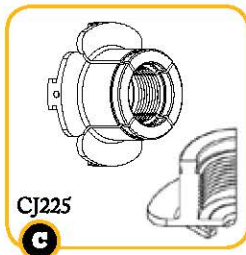
2 3/8" Easy Dovetail Jaws™



1/2" Easy Reach Dovetail Jaws™



1 3/8" Easy Reach Dovetail Jaws™



3 1/2" Easy Reach Dovetail Jaws™



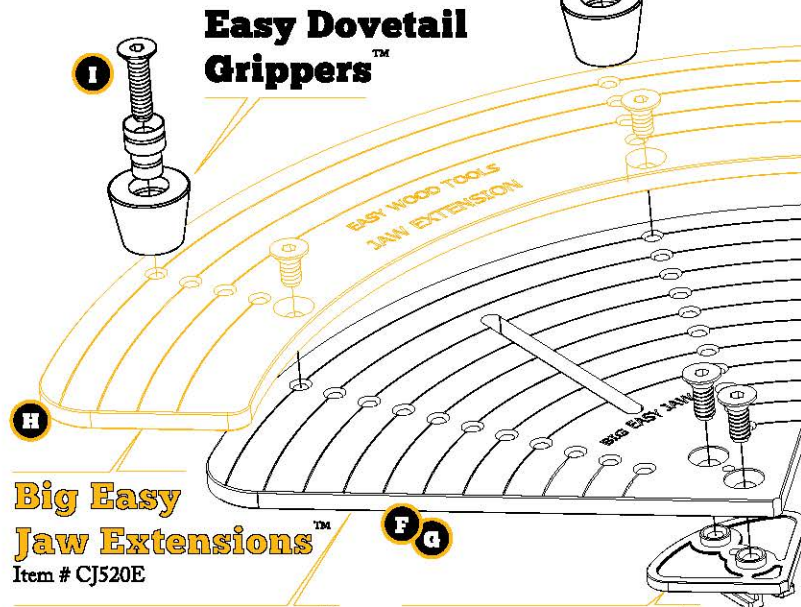
3 1/2" Easy Stepped Dovetail Jaws™



Big Easy Jaws™



Using our patent pending Snap-Lock Technology™, Big Easy Jaws snap securely in place yet release instantly.



Easy Dovetail Grippers™

Big Easy Jaw Extensions™


Item # CJ520E

Easy Jaw Plates™

12": Item # CJ512 16": Item # CJ516

Easy Base Jaw™

Easy Chuck™ Accessories

Jaw Shape	Easy Jaws	Grips (width)	Expands (width)	Jaw Length	Item#
STOCK	1 3/8" Easy Dovetail Jaws™ (up to 6" bowls and platters)	1 3/8"	2"	7/16"	CJ125
A	2 3/8" Easy Dovetail Jaws™ (up to 12" bowls and platters)	2 3/8"	3"	7/16"	CJ150
E	1/2" Easy Reach Dovetail Jaws™ (small projects, bowls / platters up to 5")	1/2" Str.	1 1/4"	1 1/4"	CJ210
C	1 3/8" Easy Reach Dovetail Jaws™ (Up to 6" bowls / platters)	1 3/8"	2"	1 1/4"	CJ225
D	3 1/2" Easy Reach Dovetail Jaws™ (Up to 24" bowls / platters)	3 1/2"	4 1/4"	1"	CJ350
E	3 1/2" Easy Stepped Dovetail Jaws™ (Up to 20" bowls / platters)	2 1/2", 3", 3 1/2"	4 1/4"	1"	CJ450
Jaw Shape	Big Easy Jaws	Max. Grip Diameter	Max. Expanding Diameter	Item #	
F	12" Big Easy Jaws™ Includes: 4) Easy Base Jaws 4) Jaw Plates 8) Easy Dovetail Grippers 1) 5/16" T-handle hex wrench.	10"	11 1/2"	CJ512	
G	16" Big Easy Jaws™ Includes: 4) Easy Base Jaws 4) Jaw Plates 8) Easy Dovetail Grippers 1) 5/16" T-handle hex wrench.	14"	15 1/2"	CJ516	
H	20" Big Easy Jaw Extensions™ Includes: 4) Big Easy Jaw Extensions 8) Mounting screws	18"	19 1/2"	CJ520E	
Shape	Name	Diameter	Length	Hardness	Item#
I	2" Easy Reach Grippers™ Includes: 8) Gripper sleeves 8) Gripper posts 8) Mounting screws	3 1/4"	2"	Medium	CJ620
Shape	Name	Internal Thread	External Thread	Length	Item#
	1 1/4" Easy Spindle Adapter (For mounting your Easy Chuck™ on larger lathe)	1 1/4" - 8	1" - 8	2 3/4"	CA125



Aluminum Faceplates

Our Aluminum Faceplates are screwed onto bowl blanks to hold them securely in place on the lathe. Once again we fuss over the details, so you don't have to.

- Anodized Aluminum › Will never rust
- Set screws › Run lathe in reverse (Sanding only)
- Lasered hub › Quickly identify thread size
- Larger screw holes › Larger screws = holding power
- Shorter overall length › Allows work to stay close to headstock bearings for less vibrations
- 5/16" Spanner hole › Allows for easy removal
- CNC machined › Precision quality



Specs	Size	Faceplate Name	Item#
1" Spindle Diameter 8 Threads per inch	2" Diameter	1" - 8 tpi x 2" Diameter Faceplate	F420
	3" Diameter	1" - 8 tpi x 3" Diameter Faceplate	F430
	4" Diameter	1" - 8 tpi x 4" Diameter Faceplate	F440
1.25" Spindle Diameter 8 Threads per inch	2.5" Diameter	1 1/4" - 8 tpi x 2 1/2" Diameter Faceplate	F625
	3.5" Diameter	1 1/4" - 8 tpi x 3 1/2" Diameter Faceplate	F635
	4.5" Diameter	1 1/4" - 8 tpi x 4 1/2" Diameter Faceplate	F645



w Cool Smocks™ & T-Shirts

Description	Size	Smock Name	Item #
Short sleeve, woodturning smocks for men, women and youth	Small	Cool Smock™ / Charcoal / S	8100
	Medium	Cool Smock™ / Charcoal / M	8101
	Large	Cool Smock™ / Charcoal / L	8102
	XL	Cool Smock™ / Charcoal / XL	8103
	XXL	Cool Smock™ / Charcoal / XXL	8104
	XXXL	Cool Smock™ / Charcoal / XXXL	8105

Description	Size	T-Shirt Name	Item #
T-Shirts for men, women and youth	Small	Badge Logo T-Shirt / Charcoal / S	8300
	Medium	Badge Logo T-Shirt / Charcoal / M	8301
	Large	Badge Logo T-Shirt / Charcoal / L	8302
	XL	Badge Logo T-Shirt / Charcoal / XL	8303
	XXL	Badge Logo T-Shirt / Charcoal / XXL	8304
	XXXL	Badge Logo T-Shirt / Charcoal / XXXL	8305



Getting Started!

Getting an Easy Wood Tool in your hands is just the beginning. There's a whole world of Easy Woodturning waiting for you, and we want you to get off to a good start. Follow a few simple steps, and you'll be turning beautiful works of art in no time at all!

1. Hold your tool flat and level

Maintain all your Easy Wood Tools flat on the tool rest and your tool rest adjusted to keep your cutting edge on center with your spindle. Place your front thumb on top of the tool bar and apply firm downward pressure. Keep a relaxed grip on the handle. If you feel vibration, you're likely letting the tool rotate or you lowered the handle below level.

2. Slow down

The slower you move the cutter, the smoother your cut. It's still OK to move quickly when you need to remove some bulk and just want to send some shavings into the air.

3. Use a sharp edge

The sharpest edge makes the smoothest cut, so keep a spare cutter around for the last pass. And when a cutter gets dull, replace it! You won't believe what a difference it makes.

4. Make something

When we made these tools we earned our name. They really are that easy to use. To prove it, we continually make Easy Woodturning Project videos for our customers, and distribute them online and on a free DVD!

Get your DVD at your local woodworking store today!



! 5. Have Fun!

Remember, that as long as you keep the tools flat and level, you can use each cutter shape as you see fit. Your imagination is your only limitation. So get a block on your lathe, put on your safety glasses and get turning. It's easy!

Don't forget to get the rest of your family on board. Anyone can turn with Easy Wood Tools!

THE WOODTURNING SYSTEM™

Turning Tools | Parting Tools | Hollowing Tools | Chucks | Accessories

Still Got Questions?

Call the **EASY HOTLINE** at 1-800-890-6940

- Which size tool do I need?
- How long do the cutters last?
- Which **Easy Jaws** do I need?
- What **Cool Smock** size will fit me?
- What do I do when a cutter gets dull?
- What size **faceplate** do I need for my lathe?
- What is your **satisfaction guarantee**?
- Which **Easy Hollower** is best for beginners?
- Are **Easy Wood Tools** just for beginners?

"We'll help you choose the right tools for **in-store** purchase!"

— Craig Jackson, Founder



"OMG! Love it! Love it! Love it!...
The rougher and finisher are my **FAVORITE** tools on the lathe!"

- S. Jones



"... Not only do you have **perfect tools**
but also **perfect service!**"

- Olivia A.

"A very smooth running chuck!"

- Jerry S.

"I bought the Rougher and Finisher and simply put, they worked as advertised
and I now routinely turn a couple of bowls or vessels every time I hit the shop...
Again, **THANK YOU**, you have sure made my life a **lot more fun!**"

- Tim M.

"This is a **GREAT** chuck! And it is so easy to add and
remove jaws, I love using this chuck!"

- Bill

"Absolutely love your product!!
Has elevated my 'no talent but still
trying' status to 'started selling'..."

- Dusty

"The finish right off the tool is amazing and it
cuts like butter! I tried it on a couple of bowls
and the cut on the side grain was so smooth and
clean that I probably **didn't need to sand at all!**"

- Jeff N.

